



M-POWER-3T

AC POWER & DATA CONNECTIVITY SOLUTION

M-POWER-3T-AUX-BZ5AATP



Mormax Company, Inc.
8 Westchester Plaza
Elmsford, NY 10523

914-699-0101
sales@mormax.com
mormax.com

Metro Light & Power's line of power & data solutions offers sophisticated design elements combined with greater ease of installation. Streamlined and low-profile, enhanced by side-exiting cords, our outlets advance the industry with their cutting-edge look and feel. We believe flexibility is key, and we provide a variety of mounting options, including the ability to mount in limited spaces. Our outlets are available in many finishes and configurations, in addition to a custom color and finish capability for our clients.

Slim Plate Finish: **ANTIQUE BRONZE (ABS)**
Custom Finishes Available M-POWER-3T-AUX-BZ5AATP



Features:


Module/Port Options:

- A** Tamper Resistant AC Receptacle
- B** Double USB (Fast Charging Ports - Rated for 3.2A)
- C** HDMI
- D** CAT 6
- E** 3.5mm Mini Stereo Jack
- F** Single USB (Fast Charging Port - Rated for 3.2A)
- G** RJ 12
- H** Switched AC
- I** Wireless AC

Plug:

- Low Profile Flat 45° Angle 120 VAC Plug
- Standard Straight 120 VAC Plug

- **CLEAN, COMPACT DESIGN**
- **STREAMLINED**
- **LOW PROFILE**
- **SIDE-EXITING CORDS**
- **PLUG & PLAY**
- **3.2A HIGH SPEED USB CHARGING FOR ALL DEVICES**
- **6' AC CORD & PLUG (FLAT PLUG STANDARD)**
- **CUSTOMIZABLE CONFIGURATIONS AND FINISHES**
- **UL LISTED FOR MOUNTING IN FURNITURE**
- **15A**



Shown in Antique Bronze (ABS) Slim Plate, featuring 1 Tamper Resistant AC, 1 Double USB Charging Port, and 1 Switched AC.



M-POWER-3T

AC POWER & DATA CONNECTIVITY SOLUTION

M-POWER-3T-AUX-BZ5AATP



Mormax Company, Inc.

8 Westchester Plaza

Elmsford, NY 10523

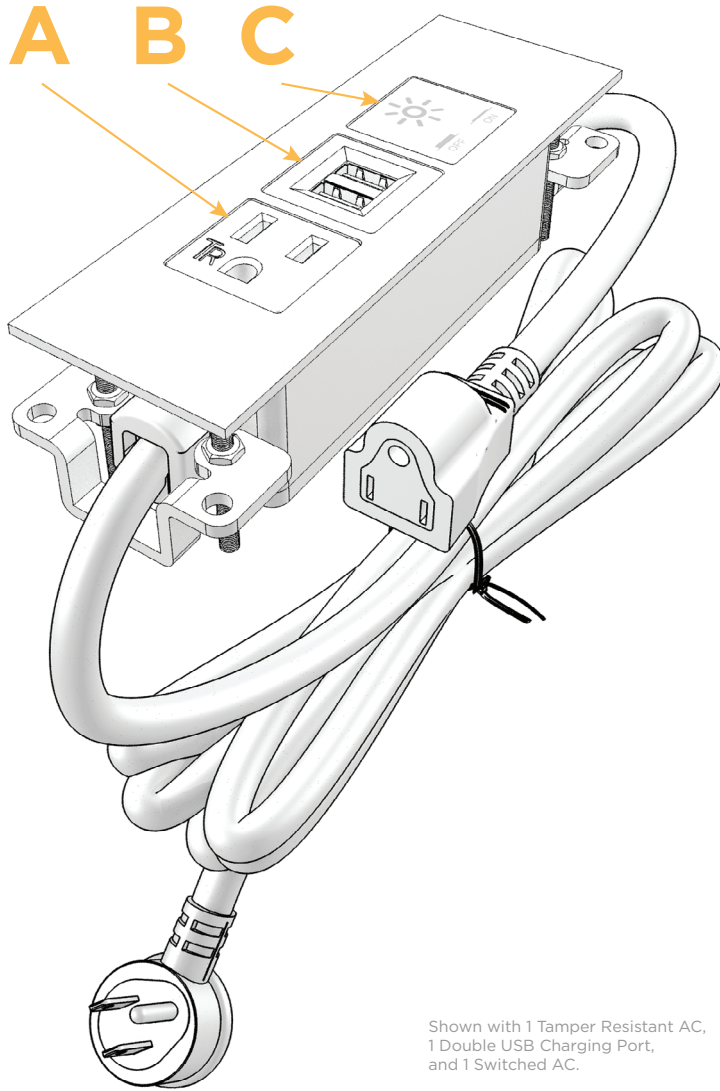
914-699-0101

sales@mormax.com

mormax.com

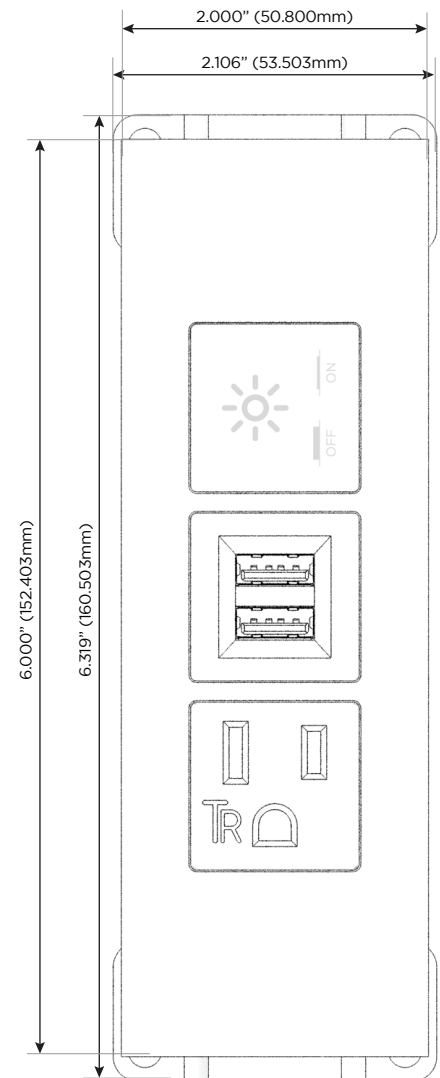
Modules/Ports:

- A** Tamper Resistant AC Receptacle
- B** Double USB (Fast Charging Ports - Rated for 3.2A)
- C** Switched AC

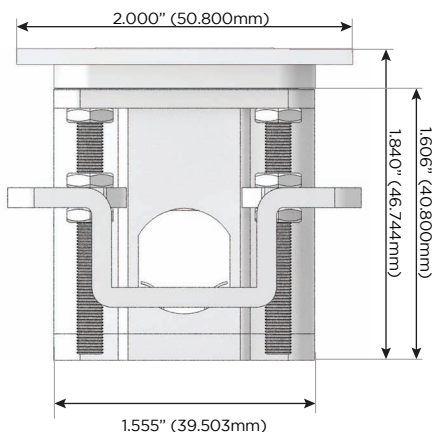


Shown with 1 Tamper Resistant AC,
1 Double USB Charging Port,
and 1 Switched AC.

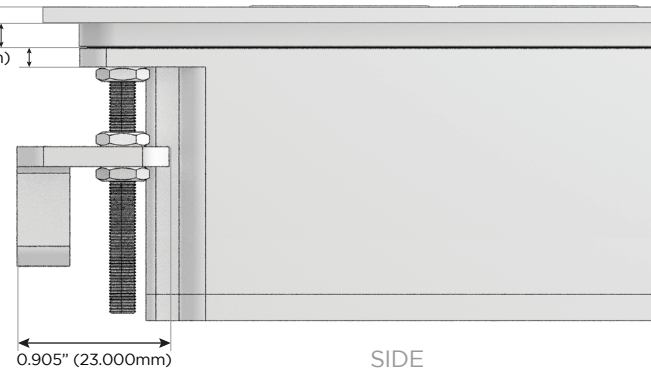
TOP



END



0.234" (5.944mm)
0.093" (2.381mm)
0.140" (3.563mm)
0.118" (3.000mm)



SIDE