



156 Epping Road Exeter, NH 03833 800-261-7219

Stock Number: 411116

2021 M2 Freightliner Extended Cab

Details:

- 2020 NRC 20TB-22' Fully Galvanized Deck & Subframe
- 10K Winch
- Lodar Remote
- Allison Auto Transmission
- Cummins Engine
- 26,000 GVW
- Full Chassis / Body spec attached

Price: \$127,222

We are the industry leader in design, sales and service for custom wreckers.



S P E C I F I C A T I O N P R O P O S A L

Data Code	Description	Weight Front	Weight Rear	Retail Price
Price Level				
PRL-20M	M2 PRL-20M (EFF:04/30/19)			STD
Data Version				
DRL-019	SPECPRO21 DATA RELEASE VER 019			N/C
Interior Convenience/Driver Retention Package				
055-002	INTERIOR CONVENIENCE PACKAGE			\$272.00
Vehicle Configuration				
001-172	M2 106 CONVENTIONAL CHASSIS	5,709	3,503	\$103,510.00
004-221	2021 MODEL YEAR SPECIFIED			N/C
002-004	SET BACK AXLE - TRUCK			STD
019-002	STRAIGHT TRUCK PROVISION			STD
003-001	LH PRIMARY STEERING LOCATION			STD
General Service				
AA1-002	TRUCK CONFIGURATION			STD
AA6-001	DOMICILED, USA 50 STATES (INCLUDING CALIFORNIA AND CARB OPT-IN STATES)			N/C
A85-014	WRECKING SERVICE			N/C
A84-1SE	SERVICES BUSINESS SEGMENT			N/C
AA4-011	FIXED LOAD COMMODITY			N/C
AA5-002	TERRAIN/DUTY: 100% (ALL) OF THE TIME, IN TRANSIT, IS SPENT ON PAVED ROADS			STD
AB1-008	MAXIMUM 8% EXPECTED GRADE			STD
AB5-001	SMOOTH CONCRETE OR ASPHALT PAVEMENT - MOST SEVERE IN-TRANSIT (BETWEEN SITES) ROAD SURFACE			STD
995-091	MEDIUM TRUCK WARRANTY			STD
A66-99D	EXPECTED FRONT AXLE(S) LOAD : 8000.0 lbs			
A68-99D	EXPECTED REAR DRIVE AXLE(S) LOAD : 18000.0 lbs			
A63-99D	EXPECTED GROSS VEHICLE WEIGHT CAPACITY : 26000.0 lbs			
Truck Service				
AA3-014	CAR/TRUCK/BOAT CARRIER BODY			N/C
A88-99D	EXPECTED TRUCK BODY LENGTH : 22.0 ft			
AE2-99D	EXPECTED TRUCK BODY WIDTH : 102.0 in			

Data Code	Description	Weight Front	Weight Rear	Retail Price
AF3-151	NEW ENGLAND TRUCK EQUIPMENT			N/C
AF7-99D	EXPECTED BODY/PAYLOAD CG HEIGHT ABOVE FRAME "XX" INCHES : 32.0 in			
Engine				
101-21X	CUM B6.7 300 HP @ 2600 RPM, 2600 GOV, 660 LB/FT @ 1600 RPM			\$6,471.00
Electronic Parameters				
79A-078	78 MPH ROAD SPEED LIMIT			N/C
79B-000	CRUISE CONTROL SPEED LIMIT SAME AS ROAD SPEED LIMIT			N/C
79K-006	PTO MODE ENGINE RPM LIMIT - 1000 RPM			N/C
79L-003	PTO MODE THROTTLE OVERRIDE - LIMIT TO 1000 RPM			N/C
79P-005	PTO RPM WITH CRUISE SET SWITCH - 1000 RPM			N/C
79Q-005	PTO RPM WITH CRUISE RESUME SWITCH - 1000 RPM			N/C
79S-001	PTO MODE CANCEL VEHICLE SPEED - 5 MPH			N/C
79U-007	PTO GOVERNOR RAMP RATE - 250 RPM PER SECOND			N/C
79W-001	ONE REMOTE PTO SPEED			N/C
79X-007	PTO SPEED 1 SETTING - 1000 RPM			N/C
80G-004	PTO MINIMUM RPM - 900			N/C
80J-002	REGEN INHIBIT SPEED THRESHOLD - 5 MPH			N/C
Engine Equipment				
99C-017	2016-2019 ONBOARD DIAGNOSTICS/2010 EPA/CARB/FINAL GHG17 CONFIGURATION			STD
99D-011	2008 CARB EMISSION CERTIFICATION - CLEAN IDLE (INCLUDES 6X4 INCH LABEL ON LOWER FORWARD CORNER OF DRIVER DOOR)			\$109.00
13E-001	STANDARD OIL PAN			STD
105-001	ENGINE MOUNTED OIL CHECK AND FILL			STD
133-004	ONE PIECE VALVE COVER			STD
014-099	SIDE OF HOOD AIR INTAKE WITH FIREWALL MOUNTED DONALDSON AIR CLEANER			STD
124-1D7	DR 12V 160 AMP 28-SI QUADRAMOUNT PAD ALTERNATOR WITH REMOTE BATTERY VOLT SENSE			STD
292-235	(2) DTNA GENUINE, FLOODED STARTING, MIN 2000CCA, 370RC, THREADED STUD BATTERIES	10		\$13.00
290-017	BATTERY BOX FRAME MOUNTED			STD
281-001	STANDARD BATTERY JUMPERS			STD

Data Code	Description	Weight Front	Weight Rear	Retail Price
282-001	SINGLE BATTERY BOX FRAME MOUNTED LH SIDE UNDER CAB			STD
291-017	WIRE GROUND RETURN FOR BATTERY CABLES WITH ADDITIONAL FRAME GROUND RETURN			STD
289-001	NON-POLISHED BATTERY BOX COVER			STD
87P-998	NO CAB AUXILIARY POWER WIRING			STD
107-032	CUMMINS TURBOCHARGED 18.7 CFM AIR COMPRESSOR WITH INTERNAL SAFETY VALVE			STD
108-002	STANDARD MECHANICAL AIR COMPRESSOR GOVERNOR			STD
131-013	AIR COMPRESSOR DISCHARGE LINE			STD
152-041	ELECTRONIC ENGINE INTEGRAL SHUTDOWN PROTECTION SYSTEM			STD
128-076	CUMMINS EXHAUST BRAKE INTEGRAL WITH VARIABLE GEOMETRY TURBO WITH ON/OFF DASH SWITCH	20		\$14.00
016-101	RH INBOARD FRAME MOUNTED HORIZONTAL AFTERTREATMENT SYSTEM ASSEMBLY WITH HORIZONTAL TAILPIPE	-50	-50	(\$1,000.00)
28F-002	ENGINE AFTERTREATMENT DEVICE, AUTOMATIC OVER THE ROAD REGENERATION AND DASH MOUNTED REGENERATION REQUEST SWITCH			STD
239-001	STANDARD EXHAUST SYSTEM LENGTH			STD
237-052	RH STANDARD HORIZONTAL TAILPIPE			STD
23U-002	13 GALLON DIESEL EXHAUST FLUID TANK	35	10	\$105.00
30N-003	100 PERCENT DIESEL EXHAUST FLUID FILL			\$17.00
43X-002	LH MEDIUM DUTY STANDARD DIESEL EXHAUST FLUID TANK LOCATION			STD
23Y-001	STANDARD DIESEL EXHAUST FLUID PUMP MOUNTING			STD
43Y-001	STANDARD DIESEL EXHAUST FLUID TANK CAP			STD
273-058	AIR POWERED ON/OFF ENGINE FAN CLUTCH			STD
276-001	AUTOMATIC FAN CONTROL WITHOUT DASH SWITCH, NON ENGINE MOUNTED			STD
110-003	CUMMINS SPIN ON FUEL FILTER			STD
118-001	FULL FLOW OIL FILTER			STD
266-100	700 SQUARE INCH ALUMINUM RADIATOR			STD
103-039	ANTIFREEZE TO -34F, OAT (NITRITE AND SILICATE FREE) EXTENDED LIFE COOLANT			STD
171-007	GATES BLUE STRIPE COOLANT HOSES OR EQUIVALENT			STD
172-001	CONSTANT TENSION HOSE CLAMPS FOR COOLANT HOSES			STD
270-016	RADIATOR DRAIN VALVE			STD

Data Code	Description	Weight Front	Weight Rear	Retail Price
168-002	LOWER RADIATOR GUARD			STD
138-048	PHILLIPS-TEMRO 750 WATT/115 VOLT BLOCK HEATER WITH THERMOSTAT	4		\$132.00
140-022	CHROME ENGINE HEATER RECEPTACLE MOUNTED UNDER LH DOOR			\$21.00
134-001	ALUMINUM FLYWHEEL HOUSING			STD
132-004	ELECTRIC GRID AIR INTAKE WARMER			STD
155-057	DELCO 12V 29MT STARTER WITH INTEGRATED MAGNETIC SWITCH			STD
Transmission				
342-1MK	ALLISON 2100 RDS AUTOMATIC TRANSMISSION WITH PTO PROVISION			\$266.00
Transmission Equipment				
343-301	ALLISON VOCATIONAL PACKAGE 354 - AVAILABLE ON 1000/2000 PRODUCT FAMILIES WITH VOCATIONAL MODELS RDS, EVS, HS, MH, PTS AND SPS			STD
84B-012	ALLISON VOCATIONAL RATING FOR ON/OFF HIGHWAY APPLICATIONS AVAILABLE WITH ALL PRODUCT FAMILIES			N/C
84C-007	PRIMARY MODE GEARS, 6 FORWARD GEARS WITH MANUAL SELECTION FOR 3, 2 AND 1, AVAILABLE FOR 1000/2000 PRODUCT FAMILIES ONLY			N/C
84E-002	VARIABLE PRIMARY SHIFT SCHEDULE, AVAILABLE FOR 1000/2000 PRODUCT FAMILIES ONLY			N/C
84F-002	VARIABLE SECONDARY SHIFT SCHEDULE, AVAILABLE FOR 1000/2000 PRODUCT FAMILIES ONLY			N/C
84G-017	2500 RPM PRIMARY MODE SHIFT SPEED			N/C
84H-017	2500 RPM SECONDARY MODE SHIFT SPEED			N/C
84J-000	ENGINE BRAKE RANGE PRESELECT RECOMMENDED BY DTNA AND ALLISON, THIS DEFINED BY ENGINE AND VOCATIONAL USAGE			STD
84K-000	ENGINE BRAKE RANGE ALTERNATE PRESELECT RECOMMENDED BY DTNA AND ALLISON, THIS DEFINED BY ENGINE AND VOCATIONAL USAGE			STD
84N-200	FUEL SENSE 2.0 DISABLED - PERFORMANCE - TABLE BASED			STD
84U-000	DRIVER SWITCH INPUT - DEFAULT - NO SWITCHES			STD
34C-001	ELECTRONIC TRANSMISSION CUSTOMER ACCESS CONNECTOR FIREWALL MOUNTED			\$23.00

Data Code	Description	Weight Front	Weight Rear	Retail Price
362-1U0	CUSTOMER INSTALLED MUNCIE TG6 SERIES PTO			N/C
363-001	PTO MOUNTING, LH SIDE OF MAIN TRANSMISSION			N/C
341-018	MAGNETIC PLUGS, ENGINE DRAIN, TRANSMISSION DRAIN, AXLE(S) FILL AND DRAIN			STD
345-073	DASH MOUNTED T-HANDLE CABLE SHIFT CONTROL WITH PARK BRAKE POSITION			\$50.00
97G-006	TRANSMISSION PROGNOSTICS - DISABLED (N/A) 2013, FOR USE IN 1000/2000 ONLY			STD
370-015	WATER TO OIL TRANSMISSION COOLER, IN RADIATOR END TANK			STD
346-001	TRANSMISSION OIL CHECK AND FILL			STD
35T-001	SYNTHETIC TRANSMISSION FLUID (TES-295 COMPLIANT)			STD

Front Axle and Equipment

400-1EW	DETROIT DA-F-8.0-3 8,000# FF1 71.5 KPI/3.74 DROP SINGLE FRONT AXLE			(\$31.00)
402-021	MERITOR 15X5 Q+ CAST SPIDER CAM FRONT BRAKES, DOUBLE ANCHOR, FABRICATED SHOES			\$119.00
403-002	NON-ASBESTOS FRONT BRAKE LINING			STD
419-023	CONMET CAST IRON FRONT BRAKE DRUMS			(\$12.00)
427-001	FRONT BRAKE DUST SHIELDS	5		\$49.00
409-006	FRONT OIL SEALS			STD
408-001	VENTED FRONT HUB CAPS WITH WINDOW, CENTER AND SIDE PLUGS - OIL			STD
416-022	STANDARD SPINDLE NUTS FOR ALL AXLES			STD
405-002	MERITOR AUTOMATIC FRONT SLACK ADJUSTERS			STD
536-050	TRW THP-60 POWER STEERING			STD
539-003	POWER STEERING PUMP			STD
534-015	2 QUART SEE THROUGH POWER STEERING RESERVOIR			STD
40T-002	SYNTHETIC 75W-90 FRONT AXLE LUBE			\$14.00

Front Suspension

620-032	8,000# TAPERLEAF FRONT SUSPENSION	-30		(\$21.00)
619-005	MAINTENANCE FREE RUBBER BUSHINGS - FRONT SUSPENSION			STD
410-001	FRONT SHOCK ABSORBERS			STD

Rear Axle and Equipment

Data Code	Description	Weight Front	Weight Rear	Retail Price
420-1C7	DETROIT DA-RS-19.0-4 19,000# R-SERIES SINGLE REAR AXLE		-20	(\$87.00)
421-556	5.56 REAR AXLE RATIO			N/C
424-001	IRON REAR AXLE CARRIER WITH STANDARD AXLE HOUSING			STD
386-055	SPL100 DANA SPICER MAIN DRIVELINE WITH HALF ROUND YOKES	30	30	\$248.00
452-001	DRIVER CONTROLLED TRACTION DIFFERENTIAL - SINGLE REAR AXLE			\$734.00
878-018	(1) DRIVER CONTROLLED DIFFERENTIAL LOCK REAR VALVE FOR SINGLE DRIVE AXLE			N/C
87B-005	BUZZER AND BLINKING LAMP WITH EACH MODE SWITCH, DIFFERENTIAL UNLOCK WITH IGNITION OFF, ACTIVE <5 MPH			\$5.00
423-020	MERITOR 16.5X7 Q+ CAST SPIDER CAM REAR BRAKES, DOUBLE ANCHOR, FABRICATED SHOES			STD
433-002	NON-ASBESTOS REAR BRAKE LINING			STD
434-005	BRAKE CAMS AND CHAMBERS ON FORWARD SIDE OF DRIVE AXLE(S) WITH AUXILIARY SUPPORT BRACKETS			STD
451-023	CONMET CAST IRON REAR BRAKE DRUMS			\$28.00
425-002	REAR BRAKE DUST SHIELDS		5	\$56.00
440-006	REAR OIL SEALS			STD
426-100	WABCO TRISTOP D LONGSTROKE 1-DRIVE AXLE SPRING PARKING CHAMBERS			STD
428-002	MERITOR AUTOMATIC REAR SLACK ADJUSTERS			STD
41T-002	SYNTHETIC 75W-90 REAR AXLE LUBE			STD
Rear Suspension				
622-282	AIRLINER 18,000# REAR SUSPENSION		-20	(\$374.00)
621-007	AIRLINER HIGH POSITION RIDE HEIGHT			(\$42.00)
431-001	STANDARD AXLE SEATS IN AXLE CLAMP GROUP			STD
888-057	IGNITION CONTROLLED ELECTRIC DUMP SWITCH FOR AIR SUSPENSION WITH AIR AUTOFILL OVERRIDE VALVE AND AIR GAUGE			\$357.00
87D-004	REAR AIR SUSPENSION DUMP SWITCH WITH AUTOFILL WHEN SPEED >5 MPH OR IGNITION OFF WITH MANUAL IGNITION OVERRIDE VALVE			N/C
910-001	SINGLE AIR REAR SUSPENSION LEVELING VALVE			STD
623-002	TRANSVERSE CONTROL RODS			STD
439-004	REAR SHOCK ABSORBERS - ONE AXLE (AIR RIDE SUSPENSION)			STD

Data Code	Description	Weight Front	Weight Rear	Retail Price
Brake System				
018-002	AIR BRAKE PACKAGE			STD
490-100	WABCO 4S/4M ABS			STD
871-001	REINFORCED NYLON, FABRIC BRAID AND WIRE BRAID CHASSIS AIR LINES			STD
904-001	FIBER BRAID PARKING BRAKE HOSE			STD
412-001	STANDARD BRAKE SYSTEM VALVES			STD
46D-002	STANDARD AIR SYSTEM PRESSURE PROTECTION SYSTEM			STD
413-002	STD U.S. FRONT BRAKE VALVE			STD
432-003	RELAY VALVE WITH 5-8 PSI CRACK PRESSURE, NO REAR PROPORTIONING VALVE			STD
480-009	BW AD-9 BRAKE LINE AIR DRYER WITH HEATER	20		N/C
479-012	AIR DRYER MOUNTED UNDER HOOD			N/C
460-001	STEEL AIR BRAKE RESERVOIRS			STD
607-007	CLEAR FRAME RAILS 36 INCHES FROM BACK OF CAB INSIDE/OUTBOARD/BELOW BOTH FRAME RAILS			\$63.00
477-004	PULL CABLES ON ALL AIR RESERVOIR(S)			\$3.00
Trailer Connections				
335-004	UPGRADED CHASSIS MULTIPLEXING UNIT			STD
32A-002	UPGRADED BULKHEAD MULTIPLEXING UNIT			STD
Wheelbase & Frame				
545-642	6425MM (253 INCH) WHEELBASE			N/C
546-100	11/32X3-1/2X10-3/16 INCH STEEL FRAME (8.73MMX258.8MM/0.344X10.19 INCH) 120KSI	370	110	\$896.00
552-030	1600MM (63 INCH) REAR FRAME OVERHANG			STD
55W-006	FRAME OVERHANG RANGE: 61 INCH TO 70 INCH			N/C
AC8-99D	CALC'D BACK OF CAB TO REAR SUSP C/L (CA) : 161.86 in			
AE8-99D	CALCULATED EFFECTIVE BACK OF CAB TO REAR SUSPENSION C/L (CA) : 158.86 in			
AE4-99D	CALC'D FRAME LENGTH - OVERALL : 354.97			
FSS-0LH	CALCULATED FRAME SPACE LH SIDE : 145.83 in			N/C
FSS-0RH	CALCULATED FRAME SPACE RH SIDE : 140.64 in			N/C
AM6-99D	CALC'D SPACE AVAILABLE FOR DECKPLATE : 161.86 in			
553-001	SQUARE END OF FRAME			STD
550-001	FRONT CLOSING CROSSMEMBER			STD

Data Code	Description	Weight Front	Weight Rear	Retail Price
559-001	STANDARD WEIGHT ENGINE CROSSMEMBER			STD
561-001	STANDARD CROSSMEMBER BACK OF TRANSMISSION			STD
562-001	STANDARD MIDSHIP #1 CROSSMEMBER(S)			STD
572-001	STANDARD REARMOST CROSSMEMBER			STD
565-001	STANDARD SUSPENSION CROSSMEMBER			STD
Chassis Equipment				
556-1AR	THREE-PIECE 14 INCH CHROMED STEEL BUMPER WITH COLLAPSIBLE ENDS	30		\$370.00
574-001	BUMPER MOUNTING FOR SINGLE LICENSE PLATE			STD
586-024	FENDER AND FRONT OF HOOD MOUNTED FRONT MUDFLAPS			STD
551-007	GRADE 8 THREADED HEX HEADED FRAME FASTENERS			STD
Fuel Tanks				
206-034	80 GALLON/302 LITER RECTANGULAR ALUMINUM FUEL TANK - RH	100	30	\$832.00
204-192	50 GALLON/189 LITER RECTANGULAR ALUMINUM FUEL TANK - LH	20		\$117.00
218-005	RECTANGULAR FUEL TANK(S)			STD
215-004	POLISHING OF FUEL/HYDRAULIC TANK(S) WITH PAINTED BANDS			\$198.00
212-007	FUEL TANK(S) FORWARD			STD
664-004	POLISHED STAINLESS STEEL STEP FINISH			\$546.00
205-001	FUEL TANK CAP(S)			(\$12.00)
122-1J2	DETROIT FUEL/WATER SEPARATOR WITH WATER IN FUEL SENSOR AND HAND PRIMER	-5		STD
216-020	EQUIFLO INBOARD FUEL SYSTEM			STD
11F-998	NO NATURAL GAS VEHICLE FUEL TANK VENT LINE/STACK			STD
202-016	HIGH TEMPERATURE REINFORCED NYLON FUEL LINE			STD
Tires				
093-1G7	MICHELIN XZE2 275/80R22.5 14 PLY RADIAL FRONT TIRES	2		(\$148.00)
094-0GU	MICHELIN XDN2 275/80R22.5 14 PLY RADIAL REAR TIRES		44	(\$180.00)
Hubs				
418-058	CONMET PRESET PLUS PREMIUM ALUMINUM FRONT HUBS	-30		\$21.00
450-058	CONMET PRESET PLUS PREMIUM ALUMINUM REAR HUBS		-30	\$58.00

Data Code	Description	Weight Front	Weight Rear	Retail Price
Wheels				
502-1EF	ALCOA LVL ONE 88367X 22.5X8.25 10-HUB PILOT 5.79 INSET ALUMINUM DISC FRONT WHEELS	-50		\$364.00
505-1EF	ALCOA LVL ONE 88367X 22.5X8.25 10-HUB PILOT ALUMINUM DISC REAR WHEELS		-100	\$728.00
524-022	POLISHED DISC SIDE FRONT WHEELS WITH DURA-BRIGHT FINISH			\$170.00
525-023	POLISHED OUTER (DISHED SIDE) REAR WHEELS WITH OUTER ONLY DURA-BRIGHT FINISH			\$200.00
50T-998	NO FRONT HUB COVERS			STD
496-011	FRONT WHEEL MOUNTING NUTS			STD
497-011	REAR WHEEL MOUNTING NUTS			STD
498-011	NYLON WHEEL GUARDS FRONT AND REAR ALL INTERFACES			\$33.00
Cab Exterior				
829-075	132 INCH BBC HIGH-ROOF EXTENDED ALUMINUM CONVENTIONAL CAB	200	50	\$7,297.00
650-008	AIR CAB MOUNTING			\$121.00
648-002	NONREMOVABLE BUGSCREEN MOUNTED BEHIND GRILLE			\$36.00
678-001	LH AND RH GRAB HANDLES			STD
646-023	HOOD MOUNTED CHROMED PLASTIC GRILLE			\$155.00
65X-003	CHROME HOOD MOUNTED AIR INTAKE GRILLE			\$49.00
644-004	FIBERGLASS HOOD			STD
690-002	TUNNEL/FIREWALL LINER			\$35.00
727-1AF	SINGLE 14 INCH ROUND HADLEY AIR HORN UNDER LH DECK	4		\$82.00
726-002	DUAL ELECTRIC HORNS			\$10.00
728-001	SINGLE HORN SHIELD			N/C
657-1CV	DOOR LOCKS AND IGNITION SWITCH KEYED THE SAME WITH (4) KEYS			\$18.00
575-001	REAR LICENSE PLATE MOUNT END OF FRAME			STD
312-088	LED HEADLIGHT ASSEMBLY AND INCANDESCENT MARKER/TURN LAMP WITH CHROME BEZEL			\$891.00
302-047	LED AERODYNAMIC MARKER LIGHTS			\$34.00
315-061	RECTANGULAR CLEAR FOG LIGHTS RECESSED IN BUMPER	6		\$130.00
311-001	DAYTIME RUNNING LIGHTS			\$18.00
294-001	INTEGRAL STOP/TAIL/BACKUP LIGHTS			STD
300-015	STANDARD FRONT TURN SIGNAL LAMPS			STD

Data Code	Description	Weight Front	Weight Rear	Retail Price
469-998	NO WORK LIGHT			STD
744-103	DUAL WEST COAST BRIGHT FINISH HEATED MIRRORS WITH LED LIGHTS AND LH AND RH REMOTE			\$403.00
797-001	DOOR MOUNTED MIRRORS			STD
796-001	102 INCH EQUIPMENT WIDTH			STD
743-204	LH AND RH 8 INCH BRIGHT FINISH CONVEX MIRRORS MOUNTED UNDER PRIMARY MIRRORS			N/C
74A-001	RH DOWN VIEW MIRROR			\$24.00
729-001	STANDARD SIDE/REAR REFLECTORS			STD
677-016	DUAL LEVEL CAB ENTRY STEPS ON BOTH SIDES			N/C
764-010	COMPOSITE EXTERIOR SUN VISOR	10		\$280.00
768-043	63X14 INCH TINTED REAR WINDOW			STD
661-004	TINTED DOOR GLASS LH AND RH WITH TINTED OPERATING WING WINDOWS			\$130.00
654-027	RH AND LH ELECTRIC POWERED WINDOWS, PASSENGER SWITCHES ON DOOR(S)	4		\$218.00
767-048	20X23 INCH LH AND RH TINTED TIP-OUT SIDE WINDOWS			\$106.00
663-013	TINTED WINDSHIELD			STD
659-019	2 GALLON WINDSHIELD WASHER RESERVOIR WITHOUT FLUID LEVEL INDICATOR, FRAME MOUNTED			STD
Cab Interior				
707-1AK	OPAL GRAY VINYL INTERIOR			N/C
706-016	MOLDED DOOR PANEL WITH UPPER VINYL INSERTS			N/C
708-016	MOLDED DOOR PANEL WITH UPPER VINYL INSERTS			N/C
772-006	BLACK MATS WITH SINGLE INSULATION			STD
785-004	DASH MOUNTED ASH TRAY(S) WITHOUT LIGHTER			\$5.00
691-014	FORWARD ROOF MOUNTED CONSOLE WITH UPPER STORAGE COMPARTMENTS AND ADDITIONAL CENTER COMPARTMENT WITHOUT NETTING			N/C
694-010	IN DASH STORAGE BIN			STD
693-008	PLASTIC MANIFEST BOX - LH AND RH DOORS			\$26.00
742-007	(2) CUP HOLDERS LH AND RH DASH			STD
680-006	GRAY/CHARCOAL FLAT DASH			STD
860-004	SMART SWITCH EXPANSION MODULE			\$198.00
720-002	2-1/2 LB. FIRE EXTINGUISHER	5		\$37.00

Data Code	Description	Weight Front	Weight Rear	Retail Price
700-002	HEATER, DEFROSTER AND AIR CONDITIONER			STD
701-001	STANDARD HVAC DUCTING			STD
703-005	MAIN HVAC CONTROLS WITH RECIRCULATION SWITCH			STD
170-015	STANDARD HEATER PLUMBING			STD
130-041	VALEO HEAVY DUTY A/C REFRIGERANT COMPRESSOR			STD
702-002	BINARY CONTROL, R-134A			STD
739-034	PREMIUM INSULATION			\$187.00
285-013	SOLID-STATE CIRCUIT PROTECTION AND FUSES			STD
280-007	12V NEGATIVE GROUND ELECTRICAL SYSTEM			STD
324-046	DOOR ACTIVATED DOME/RED MAP LIGHTS, FORWARD LH AND RH AND REAR CENTER			N/C
655-005	LH AND RH ELECTRIC DOOR LOCKS			\$99.00
284-101	(1) 12V POWER SUPPLY (1) DUAL 2.1 AMP USB CHARGER IN DASH			\$87.00
722-028	TRIANGULAR REFLECTORS KIT WITHOUT FLARES SHIPPED LOOSE IN CAB	10		\$24.00
756-1D9	PREMIUM HIGH BACK AIR SUSPENSION DRIVER SEAT WITH 3 CHAMBER AIR LUMBAR, INTEGRATED CUSHION EXTENSION, FORWARD AND REAR CUSHION TILT, ADJUSTABLE SHOCK ABSORBER	70		\$424.00
760-1D9	PREMIUM HIGH BACK AIR SUSPENSION PASSENGER SEAT WITH 3 CHAMBER AIR LUMBAR, INTEGRATED CUSHION EXTENSION, FORWARD AND REAR CUSHION TILT, ADJUSTABLE SHOCK ABSORBER	60	20	\$451.00
762-001	FULL WIDTH REAR BENCH SEAT	60	20	\$862.00
759-005	DUAL DRIVER AND PASSENGER SEAT ARMRESTS	8		\$138.00
711-004	LH AND RH INTEGRAL DOOR PANEL ARMRESTS			STD
758-014	BLACK CORDURA PLUS CLOTH DRIVER SEAT COVER			\$2.00
761-014	BLACK CORDURA PLUS CLOTH PASSENGER SEAT COVER			\$4.00
755-014	BLACK CORDURA PLUS CLOTH REAR PASSENGER SEAT COVER			\$63.00
763-101	BLACK SEAT BELTS			STD
532-002	ADJUSTABLE TILT AND TELESCOPING STEERING COLUMN	10		\$478.00
540-016	18 INCH (450MM) LEATHER WRAPPED STEERING WHEEL			\$102.00
765-002	DRIVER AND PASSENGER INTERIOR SUN VISORS			STD

Data Code	Description	Weight Front	Weight Rear	Retail Price
67E-998	NO ENTRY/ACCESS/STEP WIRING			STD
Instruments & Controls				
732-003	WOODGRAIN DRIVER INSTRUMENT PANEL			N/C
734-003	WOODGRAIN CENTER INSTRUMENT PANEL			N/C
870-001	BLACK GAUGE BEZELS			STD
486-001	LOW AIR PRESSURE INDICATOR LIGHT AND AUDIBLE ALARM			STD
840-002	2 INCH PRIMARY AND SECONDARY AIR PRESSURE GAUGES			STD
198-025	INTAKE MOUNTED AIR RESTRICTION INDICATOR WITHOUT GRADUATIONS			STD
721-003	PRECO 1040 87 DB TO 112 DB AUTOMATIC SELF-ADJUSTING BACKUP ALARM		3	\$72.00
149-013	ELECTRONIC CRUISE CONTROL WITH SWITCHES IN LH SWITCH PANEL			STD
156-007	KEY OPERATED IGNITION SWITCH AND INTEGRAL START POSITION; 4 POSITION OFF/RUN/START/ACCESSORY			STD
811-042	ICU3S, 132X48 DISPLAY WITH DIAGNOSTICS, 28 LED WARNING LAMPS AND DATA LINKED			STD
160-038	HEAVY DUTY ONBOARD DIAGNOSTICS INTERFACE CONNECTOR LOCATED BELOW LH DASH			STD
844-001	2 INCH ELECTRIC FUEL GAUGE			STD
148-003	PROGRAMMABLE RPM CONTROL - ELECTRONIC ENGINE			STD
856-001	ELECTRICAL ENGINE COOLANT TEMPERATURE GAUGE			STD
864-001	2 INCH TRANSMISSION OIL TEMPERATURE GAUGE			STD
830-017	ENGINE AND TRIP HOUR METERS INTEGRAL WITHIN DRIVER DISPLAY			STD
372-035	(1) DASH MOUNTED PTO SWITCH WITH INDICATOR LAMP	5		\$116.00
852-002	ELECTRIC ENGINE OIL PRESSURE GAUGE			STD
679-998	NO OVERHEAD INSTRUMENT PANEL			(\$69.00)
746-115	AM/FM/WB WORLD TUNER RADIO WITH BLUETOOTH AND USB AND AUXILIARY INPUTS, J1939	10		\$490.00
747-001	DASH MOUNTED RADIO			N/C
750-002	(2) RADIO SPEAKERS IN CAB			N/C
753-001	AM/FM ANTENNA MOUNTED ON FORWARD LH ROOF			N/C

Data Code	Description	Weight Front	Weight Rear	Retail Price
810-027	ELECTRONIC MPH SPEEDOMETER WITH SECONDARY KPH SCALE, WITHOUT ODOMETER			STD
817-001	STANDARD VEHICLE SPEED SENSOR			STD
812-001	ELECTRONIC 3000 RPM TACHOMETER			STD
162-002	IGNITION SWITCH CONTROLLED ENGINE STOP			N/C
329-083	SIX ON/OFF ROCKER SWITCHES IN THE DASH WITH INDICATOR LIGHTS; FOUR WIRE TO CHASSIS AT BACK OF CAB, TWO UNWIRED, LABEL ALL OPT			\$137.00
	PLEASE SUPPLY THE FOLLOWING SWITCHES: (3) A06-30769-026 BEACON LIGHT, (2) A06-30769-003 UTILITY LIGHT AND (1) A06-30769-076 OPTIONAL SWITCH			
836-015	DIGITAL VOLTAGE DISPLAY INTEGRAL WITH DRIVER DISPLAY			STD
660-025	SINGLE ELECTRIC WINDSHIELD WIPER MOTOR WITH DELAY PROGRAMMED TO SLOWEST SPEED WITH PARK BRAKE SET			\$22.00
304-001	MARKER LIGHT SWITCH INTEGRAL WITH HEADLIGHT SWITCH			STD
882-017	ONE VALVE PARKING BRAKE SYSTEM WITH SHIFTER CONTROLLED AUTOPARK AND WARNING INDICATOR			\$193.00
299-013	SELF CANCELING TURN SIGNAL SWITCH WITH DIMMER, WASHER/WIPER AND HAZARD IN HANDLE			STD
298-039	INTEGRAL ELECTRONIC TURN SIGNAL FLASHER WITH HAZARD LAMPS OVERRIDING STOP LAMPS			STD
Design				
065-000	PAINT: ONE SOLID COLOR			STD
Color				
980-5A1	CAB COLOR A: L0001EB BLACK ELITE BC			N/C
986-020	BLACK, HIGH SOLIDS POLYURETHANE CHASSIS PAINT			STD
976-995	SUNVISOR PAINTED SAME AS CAB COLOR A			N/C
963-003	STANDARD E COAT/UNDERCOATING			STD
Certification / Compliance				
996-001	U.S. FMVSS CERTIFICATION, EXCEPT SALES CABS AND GLIDER KITS			STD
Raw Performance Data				
AE4-99D	CALC'D FRAME LENGTH - OVERALL : 354.97			
AE8-99D	CALCULATED EFFECTIVE BACK OF CAB TO REAR SUSPENSION C/L (CA) : 158.86 in			

Data Code	Description	Weight Front	Weight Rear	Retail Price
AM6-99D	CALC'D SPACE AVAILABLE FOR DECKPLATE : 161.86 in			

Sales Programs

NO SALES PROGRAMS HAVE BEEN SELECTED

TOTAL VEHICLE SUMMARY

Adjusted List Price

Adjusted List Price ** \$129,490.00

Weight Summary

	Weight Front	Weight Rear	Total Weight
Factory Weight ⁺	6652 lbs	3605 lbs	10257 lbs
Total Weight ⁺	6652 lbs	3605 lbs	10257 lbs

ITEMS NOT INCLUDED IN ADJUSTED LIST PRICE

Other Factory Charges

RAG-020	CUMMINS TARIFF CHARGE - \$205	\$205.00
P73-2FT	STANDARD DESTINATION CHARGE	\$2,200.00

Extended Warranty

WAG-010	TOWING: 1 YEAR/UNLIMITED MILES/KM EXTENDED TOWING COVERAGE \$550 CAP FEX APPLIES	\$200.00
---------	---	----------

Currency Exchange Rate	1.0000
Total Extended Warranty (Local Currency)	\$200.00

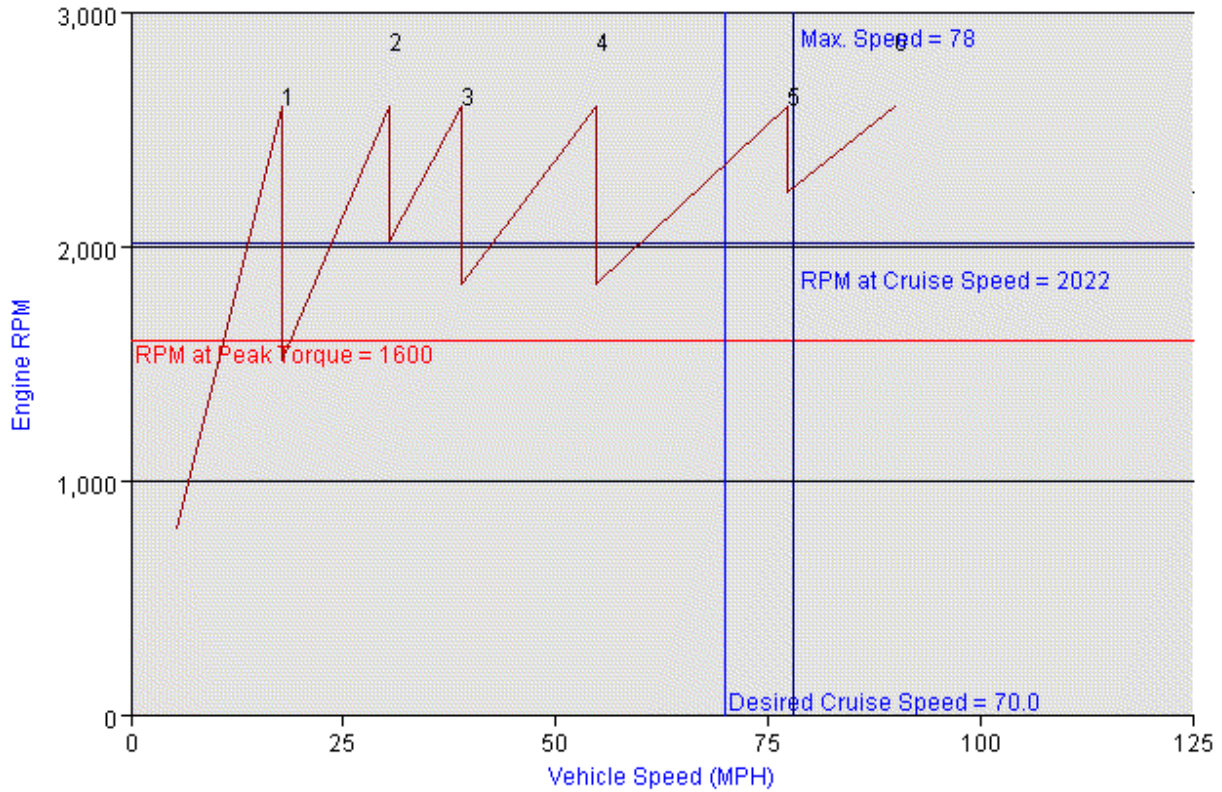
(+) Weights shown are estimates only.

If weight is critical, contact Customer Application Engineering.

(**) Prices shown do not include taxes, fees, etc... "Net Equipment Selling Price" is located on the Quotation Details Proposal Report.

(***) All cost increases for major components (Engines, Transmissions, Axles, Front and Rear Tires) and government mandated requirements, tariffs, and raw material surcharges will be passed through and added to factory invoices.

SHIFT CHART



VEHICLE SPECIFICATIONS SUMMARY - SHIFT CHART

Model	M2106
Cab Size (829).....	132 INCH BBC HIGH-ROOF EXTENDED ALUMINUM CONVENTIONAL CAB
Desired Cruise Speed (mph)	70.0
Engine (101).....	CUM B6.7 300 HP @ 2600 RPM, 2600 GOV, 660 LB/FT @ 1600 RPM
RPM at Peak Torque	1600
Governed RPM.....	2600

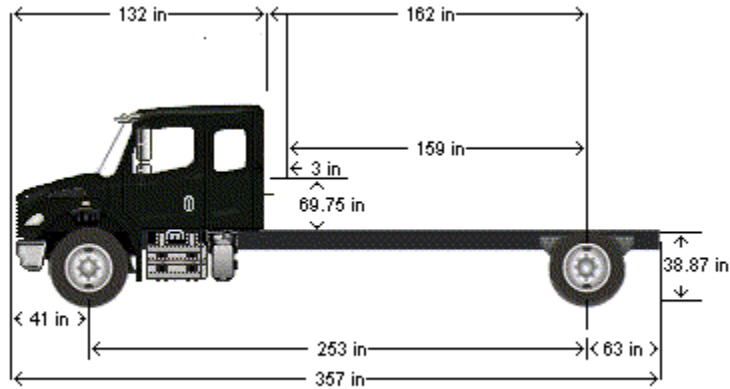
Transmission (342).....ALLISON 2100 RDS AUTOMATIC TRANSMISSION WITH PTO PROVISION
 Gear Ratio: LLN/A
 Gear Ratio: LN/A
 Gear Ratio: 13.1
 Gear Ratio: 21.81
 Gear Ratio: 31.41
 Gear Ratio: 41
 Gear Ratio: 50.71
 Gear Ratio: 60.61
 Gear Ratio: 7N/A
 Gear Ratio: 8N/A
 Gear Ratio: 9N/A
 Gear Ratio: 10N/A
 Gear Ratio: 11N/A
 Gear Ratio: 12N/A
 Gear Ratio: 13N/A
 Gear Ratio: 14N/A
 Gear Ratio: 15N/A
 Gear Ratio: 16N/A
 Gear Ratio: 17N/A
 Gear Ratio: 18N/A
 Auxiliary Transmission (352)..... NO AUXILIARY TRANSMISSION
 Low Gear Ratio.....N/A
 High Gear Ratio.....N/A
 Transfer Case (373)..... NO TRANSFER CASE
 Low Gear Ratio.....N/A
 High Gear Ratio.....N/A
 Rear Axle (420)DETROIT DA-RS-19.0-4 19,000# R-SERIES SINGLE REAR AXLE
 Number of Speeds..... 1
 Rear Axle Gear Ratio(s).....5.56 REAR AXLE RATIO
 Rear Tires (094) MICHELIN XDN2 275/80R22.5 14 PLY RADIAL REAR TIRES
 Revolutions per Mile511

TABLE SUMMARY - SHIFT CHART

Transmission Gear	Transmission Gear Ratio	Rear Axle Ratio	Overall Gear Ratio	Percent Split	RPM After Shift	MPH at Peak Torque RPM	MPH at Governed
1	3.10	5.56	17.24	N/A	800	10.9	17.7
2	1.81	5.56	10.06	71.3	1518	18.7	30.3
3	1.41	5.56	7.84	28.4	2025	24.0	38.9
4	1.00	5.56	5.56	41.0	1844	33.8	54.9
5	0.71	5.56	3.95	40.8	1846	47.6	77.3
6	0.61	5.56	3.39	16.4	2234	55.4	90.0

Performance calculations are estimates only. If performance calculations are critical, please contact Customer Application Engineering.

D I M E N S I O N S



VEHICLE SPECIFICATIONS SUMMARY - DIMENSIONS

Model	M2106
Wheelbase (545)	6425MM (253 INCH) WHEELBASE
Rear Frame Overhang (552).....	1600MM (63 INCH) REAR FRAME OVERHANG
Fifth Wheel (578).....	NO FIFTH WHEEL
Mounting Location (577)	NO FIFTH WHEEL LOCATION
Maximum Forward Position (in).....	0
Maximum Rearward Position (in)	0
Amount of Slide Travel (in).....	0
Slide Increment (in).....	0
Desired Slide Position (in).....	0.0
Cab Size (829).....	132 INCH BBC HIGH-ROOF EXTENDED ALUMINUM CONVENTIONAL CAB
Sleeper (682).....	NO SLEEPER BOX/SLEEPERCAB
Exhaust System (016)	RH INBOARD FRAME MOUNTED HORIZONTAL AFTERTREATMENT SYSTEM ASSEMBLY WITH HORIZONTAL TAILPIPE

TABLE SUMMARY - DIMENSIONS

Dimensions	Inches
Bumper to Back of Cab (BBC)	131.9
Bumper to Centerline of Front Axle (BA)	40.7
Min. Cab to Body Clearance (CB)	3.0
Back of Cab to Centerline of Rear Axle(s) (CA)	161.9
Effective Back of Cab to Centerline of Rear Axle(s) (Effective CA)	158.9
Back of Cab Protrusions (Exhaust/Intake) (CP)	3.0
Back of Cab Protrusions (Side Extenders/Trim Tab) (CP)	0.0
Back of Cab Protrusions (CNG Tank)	0.0
Back of Cab Clearance (CL)	3.0
Back of Cab to End of Frame	224.8
Cab Height (CH)	69.7
Wheelbase (WB)	253.0
Frame Overhang (OH)	63.0
Overall Length (OAL)	356.7
Rear Axle Spacing	0.0
Unladen Frame Height at Centerline of Rear Axle	38.9

Performance calculations are estimates only. If performance calculations are critical, please contact Customer Application Engineering.

G V W R

VEHICLE SPECIFICATIONS SUMMARY - GVWR

Model	M2106
Cab Size (829).....	132 INCH BBC HIGH-ROOF EXTENDED ALUMINUM CONVENTIONAL CAB
Expected Front Axle(s) Load (lbs).....	8000.0
Expected Pusher Axle(s) Load (lbs).....	0.0
Expected Rear Axle(s) Load (lbs).....	18000.0
Expected Tag Axle(s) Load (lbs).....	0.0
Expected GVW (lbs).....	26000
Expected GCW (lbs).....	0.0
Front Axle (400).....	DETROIT DA-F-8.0-3 8,000# FF1 71.5 KPI/3.74 DROP SINGLE FRONT AXLE
Front Suspension (620).....	8,000# TAPERLEAF FRONT SUSPENSION
Front Hubs (418).....	CONMET PRESET PLUS PREMIUM ALUMINUM FRONT HUBS
Front Disc Wheels (502).....	ALCOA LVL ONE 88367X 22.5X8.25 10-HUB PILOT 5.79 INSET ALUMINUM DISC FRONT WHEELS
Front Tires (093).....	MICHELIN XZE2 275/80R22.5 14 PLY RADIAL FRONT TIRES
Front Brakes (402).....	MERITOR 15X5 Q+ CAST SPIDER CAM FRONT BRAKES, DOUBLE ANCHOR, FABRICATED SHOES
Steering Gear (536).....	TRW THP-60 POWER STEERING
Rear Axle (420).....	DETROIT DA-RS-19.0-4 19,000# R-SERIES SINGLE REAR AXLE
Rear Suspension (622).....	AIRLINER 18,000# REAR SUSPENSION
Rear Hubs (450).....	CONMET PRESET PLUS PREMIUM ALUMINUM REAR HUBS
Rear Disc Wheels (505).....	ALCOA LVL ONE 88367X 22.5X8.25 10-HUB PILOT ALUMINUM DISC REAR WHEELS
Rear Tires (094).....	MICHELIN XDN2 275/80R22.5 14 PLY RADIAL REAR TIRES
Rear Brakes (423).....	MERITOR 16.5X7 Q+ CAST SPIDER CAM REAR BRAKES, DOUBLE ANCHOR, FABRICATED SHOES
Pusher / Tag Axle (443).....	NO PUSHER OR TAG AXLE
Pusher / Tag Suspension (626).....	NO PUSHER OR TAG SUSPENSION
Pusher / Tag Hubs (449).....	NO PUSHER OR TAG HUBS
Pusher/Tag Disc Wheels (509).....	NO PUSHER/TAG DISC WHEELS
Pusher / Tag Tires (095).....	NO PUSHER/TAG TIRES
Pusher / Tag Brakes (456).....	NO PUSHER/TAG BRAKES

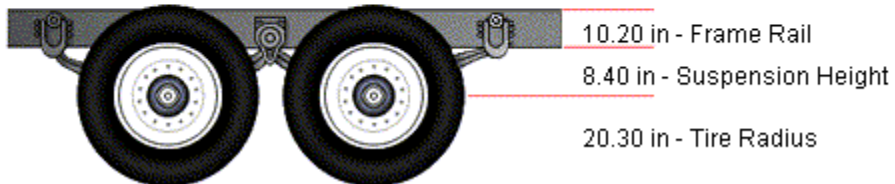
TABLE SUMMARY - GVWR

	Front	Rear
Axle Component Weight Ratings		
Axles	8000	19000
Suspension	8000	18000
Hubs	13300	23000
Brakes	9999	21000
Wheels	14800	29600
Tires	12350	22700
Power Steering	13300	N/A
GAWR (per axle)	8000	18000
GAWR (per axle system)	8000	18000
Expected Load (per axle system)	8000	18000
Vehicle GVWR Summary		
Calculated GVWR	26000	
Expected GVWR	26000	
All weights displayed in pounds		

Performance calculations are estimates only. If performance calculations are critical, please contact Customer Application Engineering.

UNLADEN FRAME HEIGHT

Unladen Height	Requested	Calculated
Frame (in)	N/A	38.90

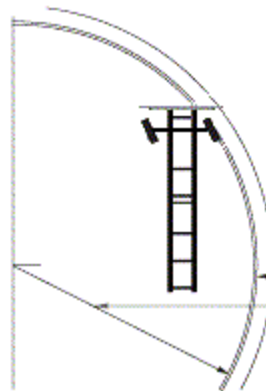


VEHICLE SPECIFICATIONS SUMMARY - UNLADEN FRAME HEIGHT

Model	M2106
Cab Size (829).....	132 INCH BBC HIGH-ROOF EXTENDED ALUMINUM CONVENTIONAL CAB
Frame Rails (546).....	11/32X3-1/2X10-3/16 INCH STEEL FRAME (8.73MMX258.8MM/0.344X10.19 INCH) 120KSI(546)
Web Height (in).....	10.1875
Flange Thickness (in).....	0.34375
Rear Suspension (622).....	AIRLINER 18,000# REAR SUSPENSION
Rear Suspension Ride Height (621).....	AIRLINER HIGH POSITION RIDE HEIGHT
Axle C/L to Bottom of Frame (in).....	8.383
Rear Tires (094)	MICHELIN XDN2 275/80R22.5 14 PLY RADIAL REAR TIRES
Unladen Radius (in)	20.3
Fifth Wheel (578)	NO FIFTH WHEEL
Requested Min Height (in)	0.0
Requested Max Height (in)	1
Fifth Wheel Leg Height (582)	NO FIFTH WHEEL LEG HEIGHT
Rear Tow Device (587).....	NO REAR TOWING DEVICE
Requested Min Height (in)	0.0
Requested Max Height (in)	0.0

Performance calculations are estimates only. If performance calculations are critical, please contact Customer Application Engineering.

TURNING RADIUS



Turning radius graphic and data provided strictly for comparisons between model configurations. Weather, road surfaces, and tire treads affect the results. It is strongly suggested that actual vehicles be measured before constructing any roads/driveways using this information. For specific figures regarding your configuration, please contact your CAE representative.

	Dimensions	Tolerance
Wall to Wall Diameter (ft)	64.5	+/- 3.0
Curb to Curb Diameter (ft)	62.7	+/- 3.0
Turning Radius (ft)	30.9	+/- 1.5

VEHICLE SPECIFICATIONS SUMMARY - TURNING RADIUS

Model	M2106
Cab Size (829).....	132 INCH BBC HIGH-ROOF EXTENDED ALUMINUM CONVENTIONAL CAB
Wheelbase (545)	6425MM (253 INCH) WHEELBASE
Front Tires (093).....	MICHELIN XZE2 275/80R22.5 14 PLY RADIAL FRONT TIRES
Width (in)	11.1
Front Axle (400).....	DETROIT DA-F-8.0-3 8,000# FF1 71.5 KPI/3.74 DROP SINGLE FRONT AXLE
Kingpin Intersection (in)	71.5
Bumper (556)	THREE-PIECE 14 INCH CHROMED STEEL BUMPER WITH COLLAPSIBLE ENDS
Width (in)	93.5
Bumper Miter to Front Axle (in)	21.458
Primary Steering Location (003)	LH PRIMARY STEERING LOCATION
Steering Gear (536).....	TRW THP-60 POWER STEERING
Dual Steering Gear	NONE
Ram.....	NONE
Rear Axle (420)	DETROIT DA-RS-19.0-4 19,000# R-SERIES SINGLE REAR AXLE
Axle Spacing (624)	NO AXLE SPACING

Performance calculations are estimates only. If performance calculations are critical, please contact Customer Application Engineering.



156 Epping Rd.
 Exeter, NH 03833
 (603)778-8158
 www.netruckcenter.com

Quote

Date	Estimate #
6/4/2020	411116

Name / Address
New England Truck Center 156 Epping Road Exeter, NH 03833

OP#	PO #
411116	411116

Item	Description	Qty	Total
CHASSIS - NI	2021 BLACK FREIGHTLINER EXT CAB VIN# 1FVACWFC0MHF8810	1	80,827.00
20-1906	2020 NRC 20TB-22' SERIAL# 20-1906	1	32,750.00
FET Payable	NOT APPLICABLE	1	0.00
C-NC111	PRE CONFIGURE STANDARD EQUIPMENT	1	0.00
C-NC19	20 000TB	1	0.00
C-2022	22'-20 000-TB	1	0.00
C-NC46	COMPLETE EQUIPMENT	1	0.00
C-D414	4 CHAIN SLOTS PER SIDE (16 TOTAL FOR 21', 22', 23', 24')	1	0.00
C-D	"3/16" CHECKER PLATE DECK (STANDARD)	1	0.00
C-DISCLAIMER	CUSTOMER, FINAL PURCHASER OR END USER HAS BEEN INFORMED OF THE RISKS AND BENEFITS OF HOT DIP GALVANIZING (HDG) OF HIS NRC CAR CARRIER DECK	1	0.00
C-C3	FLAT TOP DECK WITH STAKE POCKET, WITHOUT REMOVABLE RAILS	1	0.00
C-B3	3" HIGH X 9" SPACING (OPTION FOR 20 000-TB)	1	0.00
C-L16	5 MARKER LIGHTS PER SIDE	1	0.00
C-T02	RAMSEY HDP 10,000 LBS WITH 7/16" X 75' WIRE ROPE (OPTION FOR 10 000-TB AND 20 000-TB)	1	0.00
C-T15	AIR CLUTCH RELEASE ON WINCH	1	0.00
C-NC30	75' WIRE ROPE	1	0.00
C-CR01	SWIVEL HOOK	1	0.00
C-S045	STAINLESS ON SIDE OF BED	1	0.00
C-NC44	MEDIUM DUTY STINGER AND WHEEL LIFT (STANDARD FOR 20 000-TB) (3X3 T-BAR)	1	0.00
C-NC24	SINGLE AXLE	1	0.00
C-G20	GALVANIZED SUB-FRAME AND BUMPER	1	0.00
C-L118	8 X 4 1/2" LIGHT (6 RED (STOP-FLASH) / 2 BACKUPS) - ON BUMPER	1	0.00
C-NC11	LEVER CONTROL STANDARDS	1	0.00
C-INCL	WHEEL LIFT SYSTEM (OPTION INCLUDES 3X3 T-BAR)	1	0.00
		Total	



156 Epping Rd.
 Exeter, NH 03833
 (603)778-8158
 www.netruckcenter.com

Quote

Date	Estimate #
6/4/2020	411116

Name / Address
New England Truck Center 156 Epping Road Exeter, NH 03833

OP#	PO #
411116	411116

Item	Description	Qty	Total
C-S052	STAINLESS ON REAR BUMPER	1	0.00
C-G011	STABILIZER GRIP (20,000) (3X3)	1	0.00
C-L112-1	2 LED WORK LIGHTS ON TOP OF THE REAR BUMPER	1	0.00
C-12V	12V WIRING	1	0.00
C-A1	STANDARD CHAIN RACK	1	0.00
C-A12	STD WINCH EMBEDDED IN CHAIN RACK	1	0.00
C-L118	8 X 4 1/2" LIGHT (6 RED (STOP-FLASH) / 2 BACKUPS) - ON CHAIN RACK	1	0.00
C-NC40	CHAIN RACK NRC BLACK PAINT	1	0.00
C-S093	STAINLESS ON SIDES AND HEAD OF CHAIN RACK	1	0.00
C-LO2P	WIRELESS REMOTE CONTROL LODAR 2 BUTTONS (WINCH)	1	0.00
C-A421	RECOVERY ROLLER GUIDE (ROLLBACK)	1	0.00
C-S056	STAINLESS ON OIL TANK	1	0.00
C-NC17	CLEAR MARKER LIGHT	1	0.00
C-P-O	NO NEW CUSTOM REQUEST	1	0.00
C-NC26	"BLACK POLYMER CONTROL BOXES (STANDARD)	1	0.00
C-RACK6	74" (1880MM) - HEIGHT ABOVE FRAME RAILS (C#6)	1	0.00
C-PGAL-1	DECK GALVANIZED (OPTION FOR 18'-23' DECKS) UNCONFIGURABLE ITEMS	1	0.00
DESTTRANSPORT	DESTINATION TRANSPORT CHARGE	1	1,300.00
DEALERINSTALL	DEALER INSTALL W/ PTO	1	6,650.00
ALGT70-INST	70" FEDERAL SIGNAL LIGHTBAR INSTALLED	1	2,050.00
TU823503-INST	48" STAINLESS TOOLBOX INSTALLED	3	2,692.56
TU824003-INST	60" STAINLESS TOOLBOX INSTALLED	1	952.52
STOCKPAINT-INST	STANDARD PAINT AND DETAIL ON STOCK BUILD	1	0.00
Total			\$127,222.08

ONCE THE BUYER ACCEPTS THIS ORDER, THE BUYER'S DEPOSIT IS NOT REFUNDABLE UNLESS THE BUYER CANNOT TAKE DELIVERY OF SAID VEHICLE(S) FOR A REASON BEYOND THE BUYER'S CONTROL. IN THAT EVENT, THE DEALER MAY, BUT WILL NOT BE REQUIRED TO, RETURN THE DEPOSIT TO THE BUYER, LESS ANY EXPENSES WHICH THE DEALER HAS INCURRED IN ACCEPTING AND PROCESSING THIS ORDER. THE BUYER'S FAILURE TO OBTAIN FINANCING BEFORE SCHEDULED DELIVERY IS NOT A REASON BEYOND THE BUYER'S CONTROL. BY SIGNING THIS THE BUYER ACKNOWLEDGES HAVING READ AND AGREEING TO THESE TERMS AND CONDITIONS.